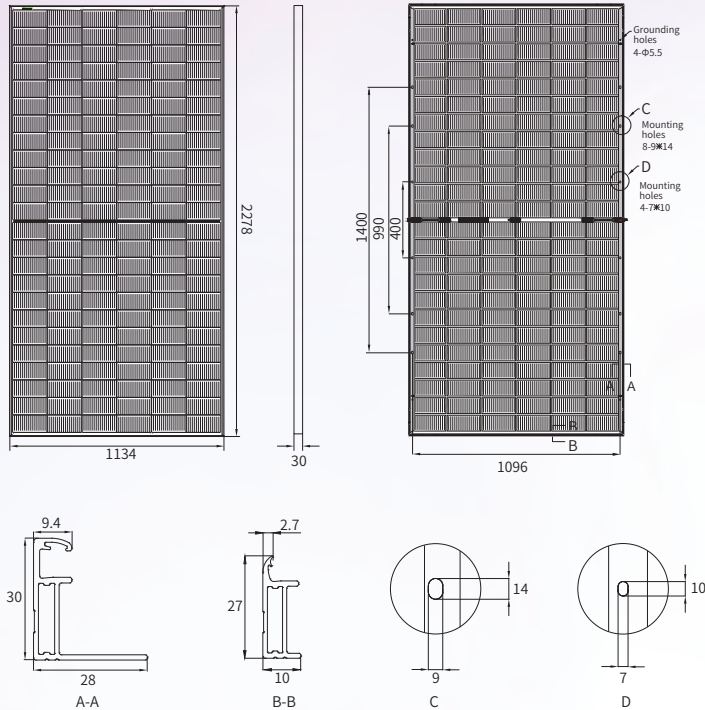


ENGINEERING DRAWING



MECHANICAL PARAMETERS

Cell (mm)	182.2*91.875 TOPCon
Dimensions (L*W*H) (mm)	2278*1134*30
Weight (kg)	31.1
Cable Cross Section Size (mm ²)	4
No. of Cells & Connections	144(6*24)
No. of Diodes	3
Frame	Anodized Aluminium Alloy
Glass Thickness (mm)	2.0

QUALIFICATION

Temperature Cycling Range (°C)	-40~+85
Max. Series Fuse Rating (A)	30
Max.Wind Load/Max.Snow Load (Pa)	2400/5400
Fire Rating	Class C
Junction Box & Connector Protection Grade	IP68
Bifacial Factor(%)	80±5

TEMPERATURE COEFFICIENTS

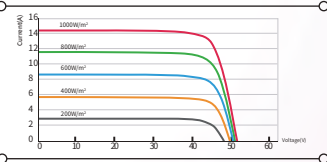
Nominal Module Operating Temperature (NMOT)	43±2°C
Temperature Coefficient Voltage (Voc)	-0.25 %/°C
Temperature Coefficient Current (Isc)	0.045 %/°C
Temperature Coefficient Power (Pm)	-0.29 %/°C

ELECTRICAL PARAMETERS

Module Type (1500V DC)	JNBN144-580	JNBN144-585	JNBN144-590	JNBN144-595	JNBN144-600	
STC AM1.5 1000W/m ² Cell Temperature 25°C	Max. Power at STC (Pmpp/W)	580	585	590	595	600
	Output Tolerance (W)	0+5	0+5	0+5	0+5	0+5
	Max. Power Voltage (Vmp/V)	43.03	43.18	43.32	43.47	43.62
	Max. Power Current (Imp/A)	13.48	13.55	13.62	13.69	13.76
	Open Circuit Voltage (Voc/V)	51.24	51.41	51.58	51.75	51.92
	Short Circuit Current (Isc/A)	14.12	14.18	14.24	14.30	14.36
	Module Efficiency (%)	22.45	22.65	22.84	23.03	23.23
With Different Power Generation Gain (Regarding 590W as an example)	Backside Power Gain		10%	20%	30%	
	Max. Power (Pmpp/W)		649.0	708.0	767.0	
	Max. Power Voltage (Vmp/V)		43.32	43.32	43.32	
	Max. Power Current (Imp/A)		14.98	16.34	17.71	
	Open Circuit Voltage (Voc/V)		51.58	51.58	51.58	
	Short Circuit Current (Isc/A)		15.66	17.09	18.51	
	Module Efficiency (%)		25.12	27.41	29.69	

*Measurement tolerance: Pmax:±3%, Voc:±3%, Isc:±5%.

I-V CURVE (590W)



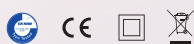
PACKING CONFIGURATION

Pieces Per Pallet	36
Pallets Per Container	20
Pieces Per Container	720

DEFAULT

OPTIONAL

Connector Type	<input type="checkbox"/> MC4 Compatible	<input type="checkbox"/> MC4
Cable Length	<input type="checkbox"/> 350mm/280mm	<input type="checkbox"/> Customized
Frame Color	<input type="checkbox"/> Silver	<input type="checkbox"/> Black



TUV: IEC/EN 61215, IEC/EN 61730
 GB/T 19001-2016/ ISO 9001:2015
 GB/T 24001-2016/ ISO 14001:2015
 GB/T 45001-2020/ ISO 45001:2018
 CNAS-CL01: ISO/IEC 17025:2017

12-year Product materials and workmanship quality warranty

Output power			
The 1st year	The 12th year	The 30th year	
≥99.00%	≥94.60%	≥87.40%	

CAUTION: The electrical parameters in this product datasheet do not refer to only one module. Read safety and installation instructions before using the product. The contents of this specification are for reference only and are subject to change without notice. Jinery reserves the right of final interpretation.
 JNM-20240520-14.0.T © 2024 JINNING CLEAN ENERGY TECHNOLOGY LTD. ALL RIGHTS RESERVED.

